

**Proper Wear and Display  
of the  
Knightly Orders and  
Chivalrous Awards  
An Award Manual Supplemental**

**TRMN-05**

**TRMN-05**



***Admiralty House***

*Landing, Manticore*



**THE ROYAL  
MANTICORAN NAVY**

**The Official Honor Harrington  
Fan Association**

# **THE ROYAL MANTICORAN NAVY**

**Admiralty House**

**TRMN-05**

**Proper Wear and Display of the Knightly Orders  
and Chivalrous Awards**



**Bureau of Personnel  
Admiralty House  
Landing, Manticore**

**Bureau of Communications  
Admiralty House  
Landing, Manticore**

## TRMN-05

TRMN-05 Proper Wear and Display of the Knightly Orders and Chivalrous Awards

Published as TRMN-05 Proper Wear and Display of the Knightly Orders and Chivalrous Awards 01FEB2018

The Royal Manticoran Navy  
Bureau of Personnel  
Admiralty House  
Landing, Manticore

Rear Admiral of the Red Kim Niemeyer, KDE, SC, RMN  
Fifth Space Lord  
Baron Bahia Cadiz

The Royal Manticoran Navy  
Bureau of Communications  
Admiralty House  
Landing, Manticore

Rear Admiral of the Red David Weiner, KSK, GCE, CGM, RMN  
Fourth Space Lord  
Baron Serpent Head Point

Formatted by: Commodore Zachary White, KDE, MC, OG, MR, QBM, RMN  
Edited by: Sergeant Major Jessica Nettles, KDE, RMMC and Commodore Zachary White  
Illustrations by: Captain(JG) William Knight, KDE, MC, OG, CBM, RMN, Baron White Lion  
Senior Chief Warrant Officer Ryan Gale, CGM, RMN  
Commodore Zachary White

Special Notice: The programs, policies, requirements, and regulations published in this manual are subject to continual review in order to serve the needs of The Royal Manticoran Navy; The Official Honor Harrington Fan Association members, and are subject to change at any time, as circumstances may require.


DISTRIBUTION RESTRICTION: Approved for public release, distribution is unlimited.  
The Royal Manticoran Navy; The Official Honor Harrington Fan Association, Inc. Some rights reserved. Honor Harrington and all related materials © David Weber.

# Introduction

## A Note from the Author:

The nuances of how to wear and display a neck medal, chest star, or sash, may seem very arbitrary and convoluted at first glance. This guide seeks to explain this process in an easily understood way. We will go step by step and list a few examples of the various awards and common combinations. It should be noted that under each category there is the appropriate level of uniform to display that award on, which is further differentiated by service. Please pay special attention to these restrictions, as not all awards may be displayed on every level of uniform and the levels of uniform appropriate to display these awards varies by service. If a uniform level is not listed, it should be assumed that display of these awards on that uniform is not authorized.

Please consult the service specific uniform manuals, the Uniform Questions forum found in the Bureau of Communications, or your service liaison to the Uniform Board if there are any further questions after reading this guide.



# Neck Medals

## Awards:

Parliamentary Medal of Valor (RMN, RMMC, RMA)


Star of Grayson (GSN)

Knight, Most Distinguished Order of Merit

Companion through Knight Companion: Most Honorable Order of King Roger I

Knight through Knight Companion: Most Eminent Order of the Golden Lion

Companion through Knight Companion: Most Regal Order of Queen Elizabeth I



Parliamentary Medal of Valor



Star of Grayson



Knight - OoM



Knight Companion - OoKR



Knight - OoKR



Companion - OoKR



Knight Companion - OotGL



Knight - OotGL



Companion - OotGL



Knight Companion - OoQE



Knight - OoQE



Companion - OoQE

## Authorized Uniforms

### RMN:

Optional with service dress and dress

Mandatory with enlisted dress (E-7 through E-10)

Mandatory with mess dress

### RMMC:

Optional with service dress and dress

Mandatory with enlisted dress (E-7 through E-10)

Mandatory with mess dress

### RMA:

Optional with service dress and dress

Mandatory with enlisted dress (E-7 through E-10)

Mandatory with mess dress

### GSN:

Optional with enlisted dress uniform (E-7 through E-10)

Optional with mess dress

### Civilians:

Mandatory with court dress

**It is important to note that the neck medals for the Parliamentary Medal of valor and the Star of Grayson are always mandatory for wear with an authorized uniform.**

## Display

A neck medal is probably the first unique award device that a member will receive. They are awarded for the chivalrous order ranks of Companion through Knight Companion, for the two highest awards in the Star Empire of Manticore and the Protectorate of Grayson, the Parliamentary Medal of Valor and the Star of Grayson, respectively. The design varies with the rank of the award, but the method of display remains the same throughout.

The neck medal is suspended from a length of ribbon identical to that used for the award displayed on a member's ribbon rack. For example, if a member is a Companion in the Most Honorable Order of King Roger I, the ribbon used to display the neck medal would be a red ribbon with a single yellow stripe through the center. The ribbon used to display neck medals may be purchased in the appropriate lengths from the Bureau of Supply.

The neck medal is suspended from a 25mm jeweler's split ring. This ring should be either gold or silver depending on the primary color of the neck medal. The ribbon used to suspend the medal is passed through this ring and fitted with hardware to facilitate fastening around the neck. The split rings and clasp hardware may be purchased from any craft supply or fabric store.




The fit of the neck medal should be tight around the throat, but not restrictively so. The length of ribbon used will depend entirely on an individual's neck size and the type of clasp chosen. In all cases, the end result should allow the medal and the ribbon around the suspension rings to peek out from the collar and lay at the base of the throat when fastened. Some experimentation will be required, and it is highly recommended that any neck medals be tried on with the uniform it is intended to be worn with before making any final adjustments.

## Display (continued)



For those personnel in the Grayson Space Navy, the ribbon and medal should pass under the shirt collar and hang at the throat, just under the bow tie or tie tab.



**It is important to note that neck medals are not worn like those that may be given for winning a prize or a race, and while it is sometimes common for them to be awarded in such a manner, they should never be displayed in such a manner when worn with the uniform.**



# Chest Stars

## Awards:

Knight Companion through Knight Grand Cross: Most Honorable Order of King Roger I

Knight Companion through Knight Grand Cross: Most Eminent Order of the Golden Lion

Knight Companion through Knight Grand Cross: Most Regal Order of Queen Elizabeth I

Knight: Most Noble Order of the Star Kingdom

Knight: Most Distinguished Order of Merit



Knight – Order of the Star Kingdom



Knight – Order of Merit



Knight Grand Cross – OoKR



Knight Grand Cross – OotGL



Knight Grand Cross – OoQE



Knight Commander – OoKR



Knight Commander – OotGL



Knight Commander – OoQE



Knight Companion – OoKR



Knight Companion – OotGL



Knight Companion – OoQE

## Authorized Uniforms

### RMN:

Optional with service dress and dress

Mandatory with enlisted dress (E-7 through E-10)

Mandatory with mess dress

### RMMC:

Optional with service dress and dress

Mandatory with enlisted dress (E-7 through E-10)

Mandatory with mess dress

### RMA:

Optional with service dress and dress

Mandatory with enlisted dress (E-7 through E-10)

Mandatory with mess dress

### GSN:

Optional with service undress and service dress

Optional with enlisted dress uniform (E-7 through E-10)

Optional with mess dress


### Civilians:

Mandatory with court dress

## Display

A chest star is usually the second unique award device that a member will receive. They are awarded for the chivalrous order ranks of Knight Companion through Knight Grand Cross and for the two meritorious awards of Knight, Most Noble Order of the Star Kingdom, and Knight, Most Distinguished Order of Merit. The design varies with the rank of the award, but the method of display remains the same throughout.

The chest star is attached to the uniform approximately 1 inch down from the bottom of, and centered on, the ribbon rack. Members of the Grayson Space Navy should consult their service specific uniform manual for information on how to display chest stars. Measurements may be adjusted as necessary but the suggested measurements should be used in conjunction with the illustrations as a starting point.




As older stock is phased out, most chest stars will come equipped with three pins on the back, similar to standard rank insignia. However, some of the stars are still equipped with a safety pin type clasp on the rear of the award. It is highly recommended that the safety pin type clasp be removed and that one or two, necessary on some of the larger chest stars, metal ribbon holders (flat type, single ribbon) be attached to the reverse of the chest star to facilitate better wear and display of the chest star on the uniform. JB Weld or a similar product is recommended for this task.

Members of the RMN, RMMC, and RMA, may display up to four chest stars on their uniform as appropriate. Personnel in the Grayson Space Navy are advised to consult their service specific uniform manual for information on the maximum number of chest stars authorized on their uniforms. Please see the following illustrations for a visual representation of the manner in which multiple stars are displayed on the uniform.


**Please note, that while generally accurate, these graphics are for informational purposes only, and are not necessarily to scale. The order of display is based on the order of precedence, which will be discussed further in this document.**

## Display (continued)

Display of two chest stars: The uppermost star is positioned approximately 1 inch down from the bottom of, and centered on, the ribbon rack. The second star is positioned approximately 1 inch below, and centered on, the uppermost star.




Display of three chest stars: The uppermost star is positioned approximately 1 inch down from the bottom of, and centered on, the ribbon rack. The second ranking star is positioned towards the inside of the chest, and the third ranking star is positioned towards the outside of the chest. The second and third stars should be aligned with each other and positioned approximately 1 inch below, and centered on, the uppermost star.



## Display (continued)

Display of four chest stars: The uppermost star is positioned approximately 1 inch down from the bottom of, and centered on, the ribbon rack. The second ranking star is positioned towards the inside of the chest, and the third ranking star is positioned towards the outside of the chest. The second and third stars should be aligned with each other and positioned approximately 1 inch below, and centered on, the uppermost star. The fourth ranking star is positioned in-line with the uppermost star and positioned approximately 1 inch below, and centered on, the second and third stars.



# Sashes

## Awards:

Knight Commander through Knight Grand Cross: Most Honorable Order of King Roger I

Knight Commander through Knight Grand Cross: Most Eminent Order of the Golden Lion

Knight Commander through Knight Grand Cross: Most Regal Order of Queen Elizabeth I

Knight: Most Noble Order of the Star Kingdom




Sash – KSK



Sash – OoKR



Sash – OotGL



Sash – OoQE




Sash Device – KSK



Sash Device  
Knight Grand Cross  
OoKR



Sash Device  
Knight Grand Cross  
OotGL



Sash Device  
Knight Grand Cross  
OoQE

The sash devices for the Knight Commander level of the Order of King Roger I, the the Order of the Golden Lion, and the Order of Queen Elizabeth I utilize the same bow and the same sash hanger, albeit in a slightly smaller size. Due to their similarity, and in the interest of space, the devices are not pictured here.

## Authorized Uniforms

### RMN:

Optional with dress

Mandatory with enlisted dress (E-7 through E-10)

Mandatory with mess dress

### RMMC:

Optional with dress

Mandatory with enlisted dress (E-7 through E-10)

Mandatory with mess dress

### RMA:

Optional with dress

Mandatory with enlisted dress (E-7 through E-10)

Mandatory with mess dress

### GSN:

Optional with enlisted dress uniform (E-7 through E-10)

Optional with mess dress

### Civilians:

Mandatory with court dress

## Display


The sash is the most formal and unique award device that a member may display. It is authorized for the chivalrous order ranks of Knight Commander and Knight Grand Cross exclusively as well as for the two meritorious awards of Knight, Most Noble Order of the Star Kingdom, and Knight, Most Distinguished Order of Merit. The color and design varies with the rank of the award, but the method of display remains the same throughout.

The sash has a total width of 4 inches, to include two 1/2 inch border stripes running down the length. It is constructed from Japanese bridal satin, worn on the right shoulder, under any shoulder boards or epaulets, runs across the body and fastens at the left hip. When worn properly the sash will cover the wearers name badge. Those officers and warrant officers in the Grayson Space Navy will wear any authorized sashes under their mess dress jacket, over their shirt, in the same manner as detailed above.

When worn with multiple chest stars there is the possibility of the sash overlapping the stars. If this is the case, the stars should be attached to the uniform through the material of the sash. There is the potential for damage to the sash material, so caution is advised.

A permanently attached bow is to be displayed on the forward-facing drape of the sash. The bow shall match the color and material of the sash to which it is attached and is from which a small waist medal will be displayed. Detailed instructions on how to mount the waist medal will be included with the purchase of each waist medal from the Bureau of Supply contractor. As the waist medals will not be immediately available, members are authorized to wear the sash without them. Please be advised that the bow is a custom item and will have to be added. Please see the entry under "Where to Purchase" for more information.

The bow will have the same main and border color as the sash, span the width of the sash and be 2 inches high. It should be placed on the front drape of the sash, centered above the Velcro closure and placed in such a way so that the bow is parallel to the ground when the sash is worn. The bow should be tied in a traditional bow-tie fashion with a squared center knot. The bow should be permanently attached.



Sash bow example – OoKR shown



## Sash Embroidery


The sashes representing the ranks of Knight Grand Cross in the chivalrous orders are authorized unique embroidery to signify their owners' rank. All embroidery is sewn with gold thread to match the border of the sash. The sash must be sent out to a Bureau of Supply contractor for embroidery as the factory is unable to accommodate our custom embroidery at this time. Instructions will be provided to members who qualify and wish to add the unique embroidery to their sash. The approved Bureau of Supply contractor will have sole access to the embroidery specifications in order to maintain quality control.

The sash for Knight Grand Cross, Most Honorable Order of King Roger I features a golden crown with the letters KRW in golden script.

The sash for Knight Grand Cross, Most Eminent Order of the Golden Lion features a golden, crowned, rampant lion.

The sash for Knight Grand Cross, Most Regal Order of Queen Elizabeth I features the Royal Cypher (EW) in golden script.

The sash for Knight, Most Noble Order of the Star Kingdom does not feature any unique embroidery.



# Order of Precedence

The order of precedence is the order in which awards are displayed. As with the various ribbons available to personnel, there is an order to the chivalrous and meritorious awards as well. While this section does not mention a specific uniform, please refer back to the previous sections of this manual, as well as the service specific uniform manuals, to ascertain which devices may be worn with the various uniforms specific to each service.

1a. Parliamentary Medal of Valor

1b. Star of Grayson

2. Most Noble Order of the Star Kingdom

3. Knight Grand Cross,

- a. Most Honorable Order of King Roger I
- b. Most Eminent Order of the Golden Lion
- c. Most Regal Order of Queen Elizabeth I

4. Most Distinguished Order of Merit

5. Knight Commander

- a. Most Honorable Order of King Roger I
- b. Most Eminent Order of the Golden Lion
- c. Most Regal Order of Queen Elizabeth I

6. Knight Companion

- a. Most Honorable Order of King Roger I
- b. Most Eminent Order of the Golden Lion
- c. Most Regal Order of Queen Elizabeth I

7. Knight

- a. Most Honorable Order of King Roger I
- b. Most Eminent Order of the Golden Lion
- c. Most Regal Order of Queen Elizabeth I

8. Companion

- a. Most Honorable Order of King Roger I
- b. Most Eminent Order of the Golden Lion
- c. Most Regal Order of Queen Elizabeth I

# How to Display Your Awards

## Sash:

In most cases, the sash must represent the highest award earned. There are some situations where a member, should they choose, may wear a lower ranking sash, however those cases and opportunities will be rare. Only one sash may be worn at a time.

Example: Commodore Smith is a Knight Grand Cross in the Most Regal Order of Queen Elizabeth and a Knight of the Star Kingdom. Both of those honors allow Commodore Smith to wear a sash, however, since the Most Noble Order of the Star Kingdom is above the Knight Grand Cross on the order of precedence, Commodore Smith will always wear the sash for the Most Noble Order of the Star Kingdom.

## Special Situations for Sashes:

There may be some situations that will call for a lower ranking sash to be worn in lieu of a higher ranking one. Social situations that may be held to honor members of certain chivalrous orders, for example, would dictate that members invited wear the sash that represents the highest rank attained in that particular order, regardless of possible higher awards. While adherence to this guideline is suggested, it is by no means mandatory.

Example: Commodore Smith is a Knight Commander in the Most Honorable Order of King Roger I, and a Knight of the Star Kingdom. He is invited to a social engagement to honor those members of the Most Honorable Order of King Roger I. While he is a Knight of the Star Kingdom and normally that sash would take precedence, he will wear the sash for Knight Commander in the Most Honorable Order of King Roger I to this event.

## Neck Medals:

In most cases the neck medal will represent the second highest award. If a member does not qualify for a sash, the neck medal will then represent the highest award. If a member qualifies for multiple chivalrous neck medals, only the highest ranking medal may be displayed. Only one neck medal may be worn at a time, however there is a single exception to this rule.

Example: Captain Anderson is a Knight Companion in the Most Honorable Order of King Roger I, as well as a Companion in the Most Regal Order of Queen Elizabeth I. Both of those honors allow Captain Anderson to wear a neck medal, however, since the Knight Companion, Most Honorable Order of King Roger I is higher ranked than her Companion, Most Regal Order of Queen Elizabeth I, Captain Anderson will always wear the neck medal for Knight Companion in the Most Honorable Order of King Roger I.

# How to Display Your Awards (continued)

## Special Situations for Neck Medals:

Those members who have attained the highest honor in The Royal Manticoran Navy, The Official Honor Harrington Fan Association, and been awarded the Parliamentary Medal of Valor or the Star of Grayson may always display those awards on the appropriate uniform, and are authorized, if earned, to wear two neck medals, one of which must be the PMV, or SoG. These awards are worn and displayed in the same manner as the chivalrous neck medals and arranged so that the PMV, or SoG, is above, and the chivalrous award is underneath and slightly protruding below.

## Chest Stars:

All chest stars earned may be displayed, up to a maximum of four; however, a member may not display multiple ranked chest stars from the same chivalrous order. The star representative of the highest award should be placed at the top, the second ranking star will be placed inboard, the third ranking star placed outboard, and the fourth ranking star placed on the bottom. Please reference the earlier section for a visual reference of the arrangement, as well as appropriate separation measurements.

## Wear of Multiple Items for the Same Award:

With some exceptions, the majority are not members of more than one chivalrous order. The question of how to display awards for a single chivalrous order then tends to be the most common. Two items may be displayed at a time, following the rules laid out in this guide.

Example: Chief Jones is a Knight Companion in the Most Regal Order of Queen Elizabeth I. This award qualifies him for both a chest star and a neck medal. Chief Jones would display both of those devices on the appropriate uniform.

Example: Lieutenant Menken is a Knight Commander in the Most Honorable Order of King Roger I. This award qualifies her for both a chest star and a sash. Lieutenant Menken would display both of those devices on the appropriate uniform.

# Where to Purchase

## Neck Medals:

**Neck Medals:** Commodore Robert Marshall through the Bureau of Supply

**Neck Medal Ribbon:** Bureau of Supply

**Neck Medal hardware:** local craft supply store

## Chest Stars:

**Chest Stars:** Bureau of Supply

**Replacement attachment devices:** Vanguard or local military surplus store.

## Sashes:

**Sashes:** The Sash Company

**NOTE: Order the “Pageant Sash” following the on-screen instructions in regards to sizing recommendations and utilize the prescribed colors that correspond to your highest award. Please also remember that the bows are a custom alteration and must be ordered in groups of at least five. It is suggested that a group be organized before ordering in order to have the bows attached to the sash.**

## Sash Colors:

Most Noble Order of the Star Kingdom – Royal Blue with Honor Gold border

Most Honorable Order of King Roger I – Red with Honor Gold border


Most Eminent Order of the Golden Lion – Hunter (green) with Honor Gold border

Most Regal Order of Queen Elizabeth I – White with Honor Gold border

**Sash Badges:** Commodore Robert Marshall through the Bureau of Supply

**NOTE: Instructions for how to attach the sash badges will be supplied at the time of purchase.**

**Sash Embroidery:** General Sonja Wolfe or Commodore Robert Marshall



**THE ROYAL  
MANTICORAN NAVY**

---

**The Official Honor Harrington  
Fan Association**